



ZUMALIGHTING
QUALITY OUTDOOR SOLUTIONS



MODEL

WESTPOINT

TYPE

LED

SERIES

WALL & CEILING

ZUMA LIGHTING LLC


325 N LARCHMONT BLVD STE 406, LOS ANGELES, CA 90004

INFO@ZUMALIGHTING.COM • [\(310\) 975-3126](tel:(310)975-3126) • ZUMALIGHTING.COM

ORDERING INFORMATION

Model WESTPOINT
Type LED
Series WALL & CEILING



FIXTURE	WATTAGE	VOLTS	KELVIN TEMP CCT	DIST	MOUNT	COLOR	OPTIONS
WP-10	10W 12W 15W 20W 30W 35W 40W 50W 60W 70W 80W 100W 120W	U = 120v-277v 48 = 40v	3K = 3000K 35K = 3500K 4K = 4000K	T2 = Type II T3 = Type III T4 = Type IV	G =  (wall mount)	DB = Dark Bronze BK = Black CC = Custom	PC = Photocell w/ receptacle D = Dimming driver (0-10v for 10w - 100w, 1-10v for 120w) EM = Emergency battery S = Surge protection MS = Motion Sensor PAS = Power adjustable switch CCTA = CCT adjustable

ZUMA LIGHTING LLC

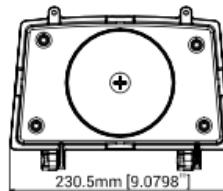
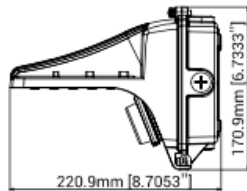
325 N LARCHMONT BLVD STE 406, LOS ANGELES, CA 90004

INFO@ZUMALIGHTING.COM • (310) 975-3126 • ZUMALIGHTING.COM

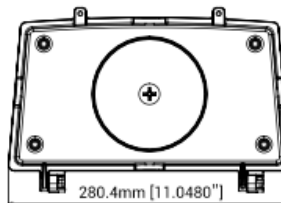
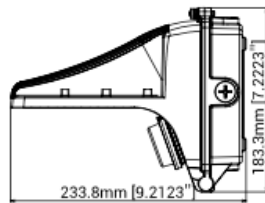
Parameters:

Model No.	WP10-10W	WP10-12W	WP10-15W	WP10-20W	WP10-30W	WP10-35W	WP10-40W	WP10-50W	WP10-60W	WP10-70W	WP10-80W	WP10-100W	WP10-120W
Input Power	10W	12W	15W	20W	30W	35W	40W	50W	60W	70W	80W	100W	120W
Lumen	1300lm	1560lm	1950lm	2600lm	3900lm	4550lm	5200lm	6500lm	7800lm	9100lm	10400lm	1300lm	15600lm
Efficacy	130LM/W (±10%)												
Input voltage	120-277VAC/120-347VAC												
Color Temperature	3000K/4000K/5000K/5700K												
THD	<20%												
Surge Protection	L-N: 2KV L/N-PE: 4KV												
LED Brand	Lumileds												
LED Type	3030												
LED QTY	16pcs	18pcs	24pcs	32pcs	48pcs	48pcs	48pcs	64pcs	72pcs	84pcs	96pcs	112pcs	140pcs
Viewing Angle	Type II / Type III / Type IV												
Operating Temperature	-22°F to 113°F (-30°C to +45°C)												
Operating Humidity	RH<90%												
Storage Temperature	-40°F to 158°F (-40°C to +70°C)												
Storage Humidity	RH<95%												
Color Rendering Index	Ra>70												
IP Rating	IP65												
Power Factor	≥0.90												
Frequency	50/60Hz												
Certification	cETL/ETL/DLC Premium												
Housing	Die-cast Aluminum												
Finish	Black/Bronze/Customized (Optional)												
Driver Brand	Weipeng												
Additional function	0-10V / 1-10V / Photocell/Microwave Motion Sensor /Power Adjustable / CCT Adjustable												
Life Time	L70 @ 50,000Hrs												
Warranty	5 Years												

Product Dimensions



10W – 70W



80W – 120W

Features:



Plug-in Microwave Motion Sensor

