

# Irvine Bollard

## Overview

The Irvine bollard shaft is constructed from extruded aluminum tubing. Bollard head is constructed from a combination of cast and fabricated aluminum. Designed to illuminate pathways, it also enhances safety by clearly defining property boundaries for drivers.

## Size

Available in standard 6" and 8" square size with standard heights (30", 36", 42" and 48"). Custom size available.

## Electrical

- Watts: 7, 10, 12, 15 and 20W
- Voltage: 120v through 277v (U). 347-480v (HV).

## LED

High performance LED CRI: 80. Color temperature ranges from CCT: 2700K - 5000K. Also available in Amber LED array.

## Optics

Available Optics: Type II (T2), Type III (T3), Type IV (T4), and Type V (T5).

## Mounting

Heavy duty internal baseplate (IBP) installs on the ground with anchor bolts (four anchor bolts, nuts and washers). External base plate (ESM) also available, consult factory.

## Finish

Outdoor polyester powder coat, available in our Zuma standard finishes with a four-step pretreat process to ensure optimal adhesion and surface integrity. Also available in custom RAL and in marine grade finish (MGF), specify.

## Controls

- Dimming. 0-10v dimming (D) available.
- Photocell: Small button Style photo cell available in 120V (PH1)<sup>1</sup> or 120v through 277v (PH2) on side of fixture<sup>2</sup>.
- Motion Sensor (M)

- 1 For use with 120v input voltage only.  
2 For use with 120v through 277v universal voltage (U) only.

## Options

- Bollard can be made to "Buy American Compliant" (BAA)<sup>1</sup> and "Build America, Buy America Act Compliant" (BABA)<sup>1</sup> (includes BAA)
- Emergency Battery Backup (EMB)
- Sky Night Friendly (SKY)
- 180° Houseside Shield on Optics (HSSOP)
- Surge Protection (S): Field installed in the bottom of the bollard.
- Marine grade finish (MGF) available in standard and custom colors, consult factory.
- Vandal Resistance Hardware (VRH): Optional vandal resistant stainless steel hardware installed for added security.

- 1 Must specify at time of ordering in order to ensure product is manufactured to meet all required compliances.



## Certificates & Warranty

- Designed to comply with UL 8750
- Suitable for Wet Locations
- 5-Year Warranty

## Technical

- Operating Temperature: -40°F to 95°F (-40°C to 35°C)





ZUMALIGHTING

Project \_\_\_\_\_ Type \_\_\_\_\_ Qty \_\_\_\_\_

Company \_\_\_\_\_ Part # \_\_\_\_\_

# Irvine Bollard

Example Code: IRA-B-0630-12W-HV-3K-T3-IBP-BK-D-PC-M-BAA-MGF-HSS-S

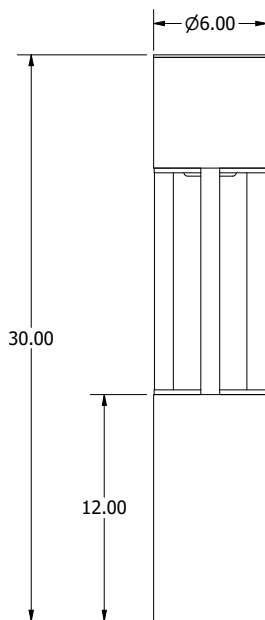
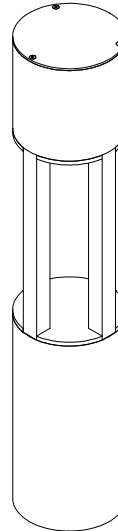
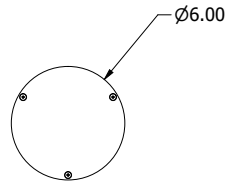
Item	Size	Wattage	Volts	Color Temp	Optics	Mounting	Finish	Controls	Options
IRA-B Irvine Bollard	<b>0630</b> 6" Dia. x 30" H	<b>10W</b>	<b>U</b> 120v-277v	<b>27K</b> 2700K	<b>T2</b> Type II	<b>IBP</b> Internal Baseplate (Std.)	<b>BZ8</b> Zuma Bronze	<b>D</b> Dimming (0-10v)	<b>BAA</b> <sup>1</sup> Buy American Act Compliant
	<b>0636</b> 6" Dia. x 36" H	<b>12W</b>	<b>HV</b> 347v- 480v	<b>3K</b> 3000K	<b>T3</b> Type III	<b>ESM</b> External Surface Mount	<b>BK</b> GT Black	<b>PC</b> Photocell	<b>BABA</b> <sup>1</sup> Build America, Buy America Act Compliant
	<b>0642</b> 6" Dia. x 42" H	<b>15W</b>		<b>35K</b> 3500K	<b>T4</b> Type IV		<b>SL</b> Iridium Silver	<b>M</b> Motion Sensor	<b>EMB</b> Emergency Battery Backup
	<b>0648</b> 6" Dia. x 48" H	<b>20W</b>		<b>4K</b> 4000K	<b>T5</b> Type V		<b>WH</b> Alpine White		<b>SKY</b> Sky Night Friendly
	<b>0830</b> 8" Dia. x 30" H	<b>30W</b>		<b>45K</b> 4500K			<b>GRY</b> Granite Gray		<b>HSS0P</b> 180° Houseside Shield (Optics)
	<b>0836</b> 8" Dia. x 36" H			<b>5K</b> 5000K			<b>GRN</b> Moss Green		<b>S</b> Surge Protection
	<b>0842</b> 8" Dia. x 42" H			<b>AMBR</b> <sup>2</sup> 560nm+			<b>CCxxx</b> <sup>3</sup> Custom Color		<b>MGF</b> Marine Grade Finish
	<b>0848</b> 8" Dia. x 48" H								<b>VRH</b> Vandal Resistant Hardware
	<b>CSxxx</b> <sup>4</sup> Custom Size								

- 1 Consult our sales team for detailed information on compliance with domestic manufacturing regulations.
- 2 Amber lighting is for turtle and wildlife friendly requirements (560nm+) and lumen outputs will be reduced to approximately 40-50 lm/w.
- 3 Custom colors: Available in smooth and textured finishes. Also available in RAL and Sherwin Williams colors, consult factory.
- 4 For custom head sizes specify width and depth in inches (e.g.: CS65 = 6" Wide x 5" Deep). Min Width: 6.00". Min Depth: 3.00".

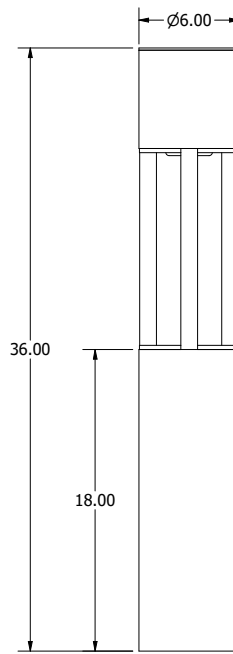


# Irvine Bollard

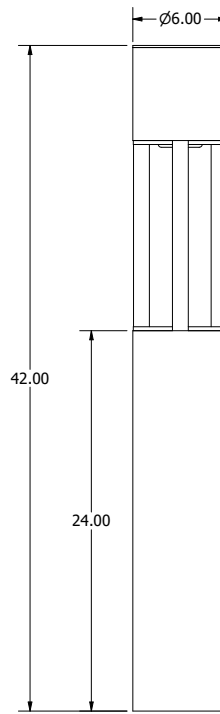
## Dimensions 6"OD



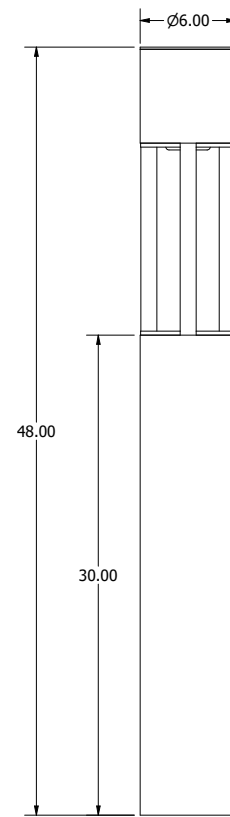
IRA-B-0630



IRA-B-0636



IRA-B-0642



IRA-B-0648

# Irvine Bollard

## Dimensions 8"OD

